

# PATROL & ORGANIZED RETAIL CRIME

What to look for during a traffic stop for a shoplifting call

DETAILS ON OTHER PAGE/SIDE


PHOTOGRAPH -OR- CAPTURE ON BODYCAM

LEVERAGE RETAIL PARTNERS

1. All materials for mailing/shipping



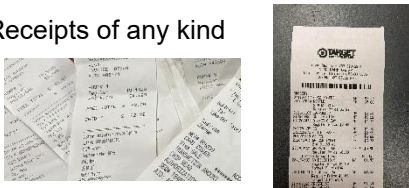
2. All notes




3. Magnets



4. Receipts of any kind



5. Security Devices



6. Booster bags or materials of making them



7. Luggage and large plastic bags with new clothing with tags



8. Airline Tickets



9. All keys



10. Rental car agreements




11. EZ Pass Numbers




12. Skimmers & Re-encoding devices



13. Materials for printing fake receipts/barcodes



14. Merchandise – detail/specifics on items



# PATROL & ORGANIZED RETAIL CRIME

*What to look for during a traffic stop for a shoplifting call*

## 1. ALL MATERIALS FOR MAILING/SHIPPING

- Envelopes (large or small)
- Packaging materials
- Take pictures, especially of addresses on the packaging

## 2. ALL NOTES

- -Addresses
- -Product list (wish list from fence)
- -Ledgers of product
- \*Even if in another language- get it interpreted later (Phone/GPS addresses: SW needed)

## 3. MAGNETS

- These are used to take off security devices

## 4. RECEIPTS OF ANY KIND

*\* NOT JUST RECEIPTS FROM RETAIL*

- Fast food
- Gas stations
- ATMs

Investigators can use them to track where the suspects have been and can link them to other criminal events

## 5. SECURITY DEVICES

- Spider Wraps
- Plastic lock boxes
- Hard sensor tags
- Sticker sensor tags

Police can use these to find out which store the items were stolen from

## 6. BOOSTER BAGS OR MATERIALS OF MAKING THEM

- These are used to defeat the sensors located at the entrances and exits of stores.
- Look INSIDE bags and luggage, pulling them inner material back

## 7. LUGGAGE AND LARGE PLASTIC BAGS WITH NEW CLOTHING WITH TAGS

## 8. AIRLINE TICKETS

- Use these to track where they have come from and they will usually have to use a real ID to fly, so this can help with identifying the suspect

## 9. KEYS

They may look normal, but investigators may recognize specific keys which are related to their criminal actions:

- Storage facilities
- Rental cars/trucks

## 10. RENTAL CAR AGREEMENTS

- Use to identify the suspects, others involved, track movement of subjects, etc.

## 11. EZ PASSES

- Get a photo of the EZ pass number, can investigate where they were in other events

## 12. SKIMMERS & RE-ENCODING DEVICES

- Skimmer placed at point of sale at a store
- Skimmer used for re-encoding credit cards

## 13. MATERIALS FOR PRINTING FAKE RECEIPTS/BARCODES

- Printer, paper, ink
- Rolls of receipt tape
- Barcodes

## 14. MERCHANDISE \*DETAILS\*

Specifically look for and capture:

- Model numbers may be specific to a retailer
- Serial numbers of items
- Sticker/Labels on product